

Don't Wait — Check the Date!

Replace Smoke Alarms Every 10 Years



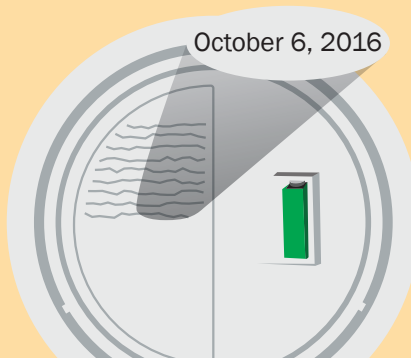
Age matters when it comes to your smoke alarms.
Check the manufacture dates on your smoke alarms today!

1

Remove the smoke alarm from the wall or ceiling.



October 6, 2016




2

Look at the back of the alarm for the date of manufacture.

3

Smoke alarms should be replaced 10 years from the date of manufacture.



4

Put the alarm back on the ceiling or wall if it is less than 10 years old.



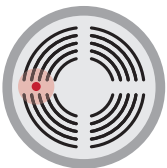
A closed door may slow the spread of smoke, heat and fire.



Test smoke alarms at least once a month by pushing the test button.



If the smoke alarm sounds, get outside and stay outside. Go to your outside meeting place.



Install smoke alarms in every bedroom, outside each separate sleeping area, and on every level of the home, including the basement. Larger homes may need more alarms. For the best protection, make sure all smoke alarms are interconnected. When one sounds, they all sound.



Call the fire department from a cellphone or a neighbor's phone. Stay outside until the fire department says it's safe to go back inside.

For more information about smoke alarms, visit usfa.fema.gov and www.nfpa.org.